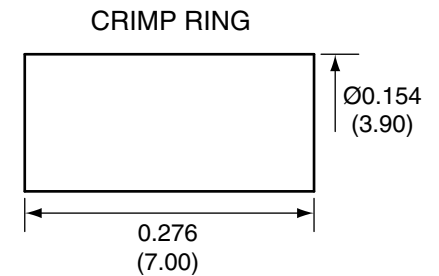
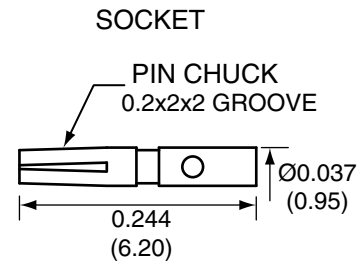
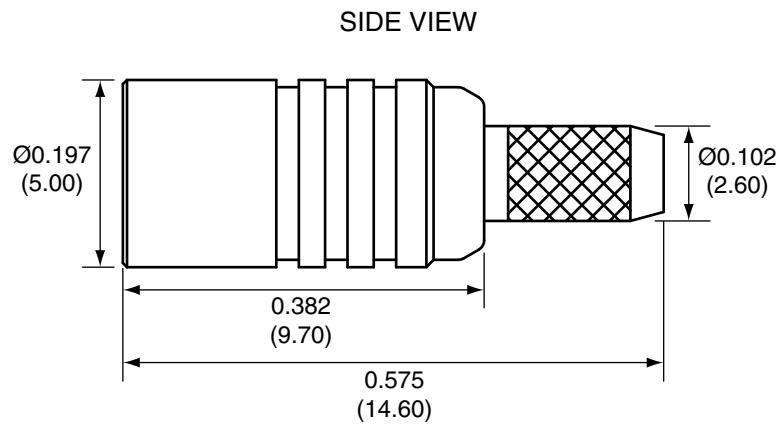
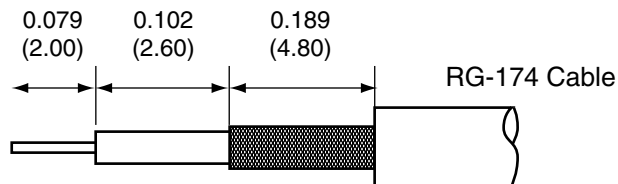


1		
Description	Material	Finish
Body	Brass	Gold
Socket	BE CU	Gold
Insulation	Teflon	Teflon
Crimp Ring	Brass	Gold



RECOMMENDED CABLE STRIPPING DIMENSIONS



CONMCX011 ASSEMBLY INSTRUCTIONS

1. Solder the socket to the center conductor.
2. Insert the socket, center conductor, and insulator into the body until the top of the socket is even with the white insulation in the body.
3. Wrap the braid around the tail of the body and crimp the ring with a 0.137" hex crimp tool (or one labeled for use with RG-174 cable)

Title MCX FEMALE CABLE END CRIMP FOR RG174 CABLE		CONNECTOR CITY 159 ORT LANE MERLIN, OR 97532 PH (541)-471-6256 FAX (541)-471-6251	
Part No. CONMCX011	Revision: 1.0		
Dimensions: INCHES (mm)	Date: 6/7/2006	Sheet 1 of 1	

**CONNECTOR CITY**  
THE VALUE OF CONNECTIONS